

# Harbour NZ Core Fixed Interest Fund

## MONTHLY FUND FACT SHEET

Information as at 28 February 2017

### Fund Description

The Fund is an actively managed investment grade bond fund that invests mainly in New Zealand Government and corporate bond fixed interest securities.

### Benchmark

50:50 weighted average of S&P/NZX Govt Bond Index and S&P/NZX A-Grade Corporate Bond Index.

### Fund Objective

The investment objective of the Fund is to outperform the benchmark by 100 basis points per annum over a rolling three year period.

### Portfolio Update

After rising sharply through the final quarter of 2016, yields continued to stabilize in February 2017. As a result, fixed interest funds delivered solid returns. In our view, the RBNZ has a high hurdle before it will consider lifting the Official Cash Rate. By contrast, the US Federal Reserve has been preparing the market for a rise in the Fed Funds rate as soon as March.

### For Commentary on Markets:

[Click here for the Equities Commentary](#)

[Click here for the Fixed Interest Commentary](#)

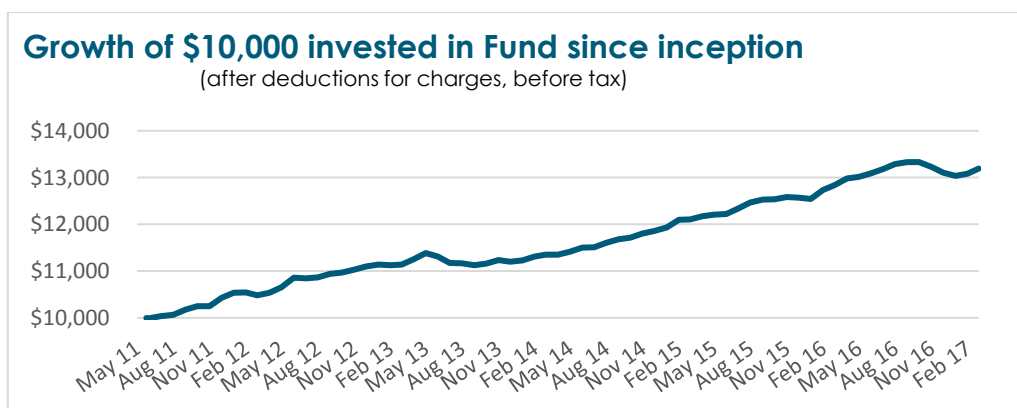
### Performance

	1 mth	3 mth	1 yr (% p.a)	2 yr (% p.a)	3 yr (% p.a)	5 yr (% p.a)	Since inception (annualised)
<b>Return</b> (reflects no deductions)*	<b>0.91%</b>	<b>0.84%</b>	<b>3.54%</b>	<b>5.17%</b>	<b>5.95%</b>	<b>5.56%</b>	<b>5.77%</b>
<b>Benchmark return</b> (reflects no deductions)	0.78%	0.49%	2.26%	4.27%	5.54%	4.81%	4.87%

<b>Return</b> (after deductions for charges, before tax)**	0.87%	0.71%	2.79%	4.40%	5.14%	4.71%	4.92%
--	-------	-------	-------	-------	-------	-------	-------

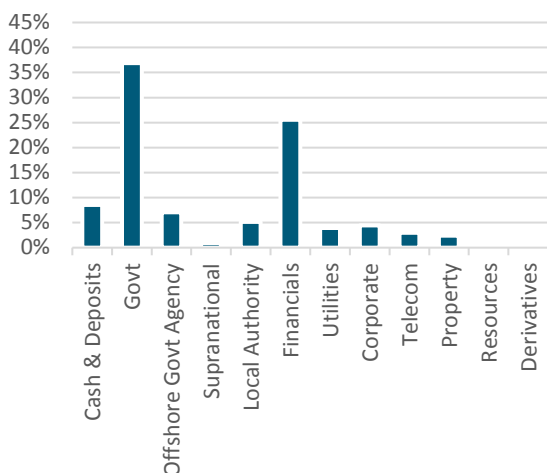
\* Return for NZ Core Fixed Interest Fund- wholesale in which this retail Fund invests.

\*\* Return for the NZ Core Fixed Interest Fund- retail.



If you had invested **\$10,000** in this Fund at inception, as at 28 February 2017 it would be worth: **\$13,194** (after all Fund charges but before tax).

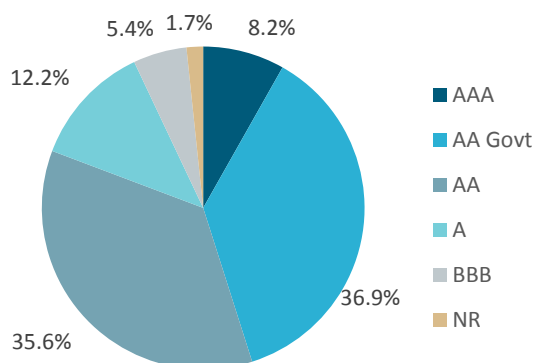
## Credit Sectors



## Top 10 Issuer Exposures

NZ Govt & Agencies	38.35%
Cash	8.10%
ANZ Bank	5.77%
Westpac Bank	5.48%
BNZ Bank	4.43%
ASB Bank	4.17%
KBN Norway	3.18%
NZ LGFA	3.18%
Kiwibank	3.05%
Auckland Intl Airport	2.58%

## Ratings

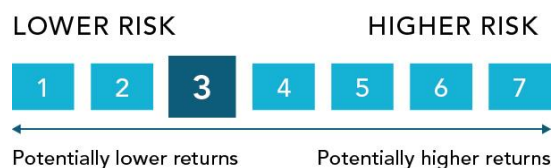


## Key Information

Unit Price	1.093
Unit Pricing	Daily
Fund Size (GAV)	\$148,152,911
Fund Inception Date	24/05/2011
Estimated Total Fund charge:	0.63%pa
Performance fee	None
Entry/exit fees	None
Distribution frequency	Quarterly
Last distribution CPU (20 Dec 16)	0.75
Portfolio Yield	3.05%
Portfolio Duration	3.68
Immigrant Investor Category 2 % eligibility	75.8%

## Risk Profile

This Fund has a risk rating of 3, based on returns data from the 5 years to 31 December 2016. For more information on the risks associated with this Fund, please see our Product Disclosure Statement (PDS).




## Investment Team for this Fund

**Mark Brown**  
Director, Fixed Interest Portfolio  
Manager



**Christian Hawkesby**  
Executive Director, Head of Fixed  
Interest



**Simon Pannett**  
Investment Analyst



**Disclaimer:** This Fund Fact Sheet is provided in good faith for general information purposes only. Information has been prepared from published information and sources believed to be reliable and accurate at the time of publication, but this is not guaranteed. Please refer to the full disclaimer on last page of this document or go to [www.harbourasset.co.nz/disclaimer](http://www.harbourasset.co.nz/disclaimer) for more information. Full disclaimer for use of the S&P/NZX Index data can also be found on this site.