

# Multi Asset Fund

## Harbour Sustainable Impact Fund

30 APRIL 2025

1 year performance

**3.70%**

As at 30 April 2025, after fees,  
before tax

Est. fee\*

**1.20%**

Per annum, ex. GST

Unit pricing

**Daily**

T + 2

If you invested \$10,000 at  
inception it would be worth:

**\$10,007**

After fees, before tax.  
Inception 30/11/2021

\* May pay an additional performance fee. Please see Product Disclosure Statement for details.

Past performance is not indicative of future results. Please see pg 2 for performance over additional periods and additional Fund information.

### About the Fund

A diversified fund designed for investors who want to grow their wealth and make a positive impact. The Fund has been designed to have a lower carbon footprint than the market benchmark, any carbon contained in the Fund will also then be offset by Harbour, through investment in projects which actively prevent carbon release and contribute to multiple UN Sustainable Development Goals (SDGs).

### Fund purpose

This Fund is designed to provide capital growth, risk management, and a positive impact from their investments. It aims to exceed the Official Cash Rate + 4% over rolling 5-year periods, and create a positive impact as measured against UN Sustainable Development Goals.

### Fund benchmark

5% S&P/NZX Bank Bills 90-day Index, 35% S&P/NZX A-Grade Corporate Bond Total Return Index, 15% S&P/NZX 50 Portfolio Index, 10% S&P/ASX 200 Index (50% hedged to NZD), 17.5% MSCI All Country World Index (unhedged), 17.5% MSCI All Country World Index (100% hedged to NZD).

### Investment approach

This balanced fund provides exposure to a mix of domestic and global investments, with a strong focus on the positive impact that these investments will have on various objectives linked to the UN SDGs. All investments are assessed against the SDGs. The Fund invests approximately 60% in growth assets such as impact global and domestic public and private equities, and approximately 40% into more defensive assets, predominantly impact and green bonds that meet our research criteria.

**Financial advisers:** This Fund is available via platforms including OneAnswer

**Individual investors:** Direct investment minimum is \$100k. Also available via financial advisers and InvestNow

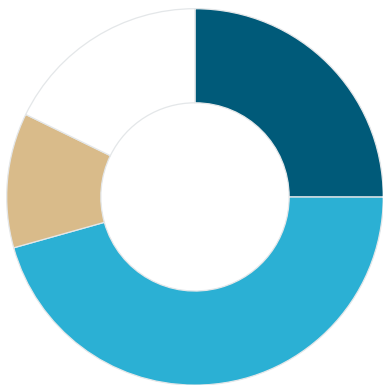
**For more information contact us at:** 0800 460 830 [contactus@harbourasset.co.nz](mailto:contactus@harbourasset.co.nz)

Performance	1 MONTH	3 MONTH	1 YEAR P.A.	2 YEAR P.A.	3 YEAR P.A.	5 YEAR P.A.	10 YEAR P.A.	SINCE INCEPTION P.A.
Return before fees & tax, inc. IC	-0.28%	-4.31%	5.07%	4.95%	3.99%	-	-	1.38%
Benchmark return, inc. IC	-0.67%	-3.36%	8.21%	9.10%	6.94%	-	-	4.95%
Return after fees, before tax, inc. IC	-0.38%	-4.62%	3.70%	3.55%	2.56%	-	-	0.02%

Past performance is not indicative of future results. Inception: 30 November 2021. IC= imputation credits. Benchmark: 5% S&P/NZX Bank Bills 90-day Index, 35% S&P/NZX A-Grade Corporate Bond Total Return Index, 15% S&P/NZX 50 Portfolio Index, 10% S&P/ASX 200 Index (50% hedged to NZD), 17.5% MSCI All Country World Index (unhedged), 17.5% MSCI All Country World Index (100% hedged to NZD).

## Impact mapping (Equities)

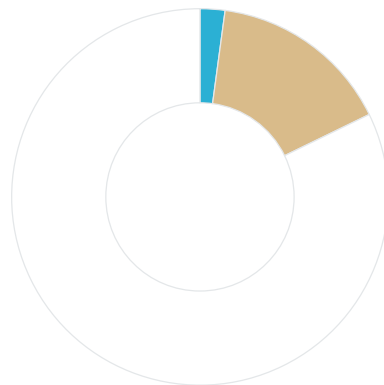
### Social



	% WEIGHT	AVG SCORE	BM SCORE
Wellness	25.0%	8.7	8.6
Communities and Infrastructure	45.6%	6.9	6.8
Social Inclusion	11.6%	6.8	6.8

Average score is a weighted average score for the public equities portfolio, on a scale of 0-10. Individual company scores are normalised from ISS SDG data, taking the primary SDG for each company. Comparable benchmark average score is 7.0/10. Benchmark: 25% S&P/NZX 50 Portfolio Gross Index, 17% S&P/ASX 200 Index, 58% MSCI All Country World Index

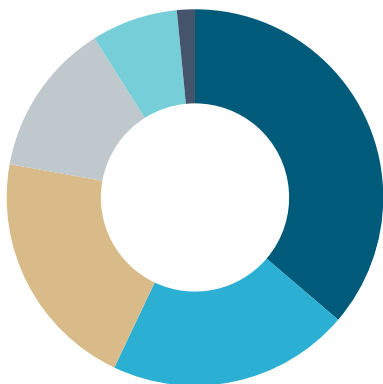
### Environment



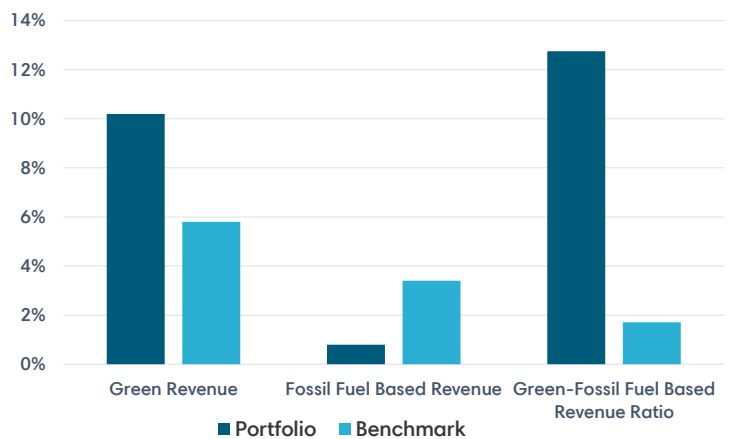
	% WEIGHT	AVG SCORE	BM SCORE
Resource Sustainability	0.0%	0.0	8.1
Natural Capital	2.1%	8.2	7.1
Climate Change	15.6%	8.1	7.8

## Asset allocation

- HARBOUR IMPACT FIXED INCOME (36.3%)
- MIROVA GLOBAL SUSTAINABLE EQUITY (20.8%)
- HARBOUR IMPACT EQUITY (20.8%)
- T. ROWE GLOBAL IMPACT EQUITY (13.2%)
- CASH AND CASH EQUIVALENTS (7.4%)
- ICEHOUSE SUSTAINABLE TECH FUND (1.5%)
- UBCO (0.0%)



## Green revenue exposure



Green revenue is the weighted average of revenue exposure to alternative energy, energy efficiency, green building, pollution prevention, sustainable water and sustainable agriculture. Fossil fuel-based revenue is the weighted average of revenue exposure to thermal coal extraction, O&G extraction, O&G refining as well as revenue from the thermal coal power generation. Benchmark: 25% S&P/NZX 50 Portfolio Gross Index, 17% S&P/ASX 200 Index, 58% MSCI All Country World Index

## Responsible/ethical investing

We employ a strategy of integration and company engagement, meaning our team researches the companies we invest in and actively checks for any environmental, social or governance (ESG) risks that may apply. They also develop an impact thesis for each security, linked to at least one UN SDG. This helps our team develop an understanding of each company, and influences not only whether we invest in companies, but also how much. The fund also utilises external managers, who must meaningfully integrate ESG and impact into their processes. The Impact Committee, made up of internal and external members, provide guidance and oversight on impact issues and SDGs. This fund also includes negative screening to remove companies whose business activities may lead to significant harm. Zero-tolerance exclusions include Adult Entertainment, Alcohol, Controversial Weapons, Gambling, Tobacco, UN Global Compact Violators and Whaling. Companies with exposure to fossil fuels will only be included if they are proven to be rapidly transitioning to renewables.

Additional information on screening thresholds and processes are outlined in our [ESG Policy](#) and the fund [Statement of Investment Policy & Objectives \(SIPO\)](#).

	FUND	BENCHMARK
Carbon footprint	15	40
Weighted average carbon intensity	53	46

Carbon Footprint tonnes CO2e/\$m invested. Weighted Average Carbon Intensity tonnes CO2e/\$m revenue. Metrics are calculated according to the methodology of the [Task Force on Climate-Related Financial Disclosures \(TCFD\) Implementation Guide](#). Source: Harbour Asset Management, MSCI, Bloomberg, underlying fund managers. Data is the latest available and represents the portion of the fund invested into public equities.

Market value	\$8,389,697
Inception date	30 November 2021
Currency	NZD
Estimated total fee (ex. GST)	1.20% p.a.
Performance fee	Yes (See PDS)
Distribution frequency	Does not distribute
Risk rating*	4 out of 7
Fund temperature score before offsets	1.9°
Unit price (NZD)	0.9979

\* Based on index data from 5 years to 30 April 2025. Risk is rated from 1 (low) to 7 (high). The rating reflects how much the value of the fund's assets goes up and down (volatility). A higher risk generally means higher potential returns over time, but more ups and downs along the way. See PDS for more risk information.

## Investment team for this fund



Chris Di Leva, CFA  
Director, Portfolio  
Manager



Øyvinn Rimer  
Director, Senior Research  
Analyst



Simon Pannett, CFA  
Director, Senior Credit  
Analyst



Lewis Fowler, CFA  
Associate Portfolio  
Manager

This report is provided for general information purposes only. The information provided is not intended to be financial advice. The information provided is given in good faith and has been prepared from sources believed to be accurate and complete as at the date of issue, but such information may be subject to change. Harbour Asset Management Limited is the issuer of Harbour Investment Funds (Funds). A copy of the Product Disclosure Statement (PDS) for the Funds is available at <https://www.harbourasset.co.nz/our-funds/investor-documents/>. Past performance is not indicative of future results and no representation is made regarding future performance of the Funds. No person guarantees the performance of any funds managed by Harbour Asset Management Limited.

#### **Data sources:**

##### **S&P Dow Jones LLC**

The S&P Indices are products of S&P Dow Jones Indices LLC or its affiliates ("SPDJI") and has been licensed for use by Harbour Asset Management Limited ("Harbour"). Standard & Poor's® and S&P® are registered trademarks of Standard & Poor's Financial Services LLC ("S&P"); Dow Jones® is a registered trademark of Dow Jones Trademark Holdings LLC ("Dow Jones"); and these trademarks have been licensed for use by SPDJI and sublicensed for certain purposes by Harbour. This report is not sponsored, endorsed, sold or promoted by SPDJI, Dow Jones, S&P or their respective affiliates and none of such parties make any representation regarding the advisability of investing in such product(s) nor do they have any liability for any errors, omissions, or interruptions of the S&P Indices.

##### **MSCI**

The MSCI data is comprised of a custom index calculated by MSCI for, and as requested by, Harbour Asset Management Limited. The MSCI data is for internal use only and may not be redistributed or used in connection with creating or offering any securities, financial products or indices. Neither MSCI nor any other third party involved in or related to compiling, computing or creating the MSCI data (the "MSCI Parties") makes any express or implied warranties or representations with respect to such data (or the results to be obtained by the use thereof), and the MSCI Parties hereby expressly disclaim all warranties of originality, accuracy, completeness, merchantability or fitness for a particular purpose with respect to such data. Without limiting any of the foregoing, in no event shall any of the MSCI Parties have any liability for any direct, indirect, special, punitive, consequential or any other damages (including lost profits) even if notified of the possibility of such damages.

##### **Bloomberg**

The BLOOMBERG PROFESSIONAL service, BLOOMBERG Data and BLOOMBERG Reporting (the "Services") are owned and distributed locally by Bloomberg Finance L.P. ("BFLP") and its subsidiaries in all jurisdictions other than Argentina, Bermuda, China, India, Japan and Korea (the "BLP Countries"). BFLP is a wholly-owned subsidiary of Bloomberg L.P. ("BLP"). BLP Provides BFLP with global marketing and operational support and service for the Services and distributes the Services either directly or through a non-BFLP subsidiary in the BLP Countries. BFLP, BLP and their affiliates do not provide investment advice or guarantee the accuracy of prices or information in the Services. Nothing on the Services shall constitute an offering of financial instruments by BFLP, BLP or their affiliates.