

Equity Fund Harbour NZ Index Shares Fund

31 MAY 2026

<p>1 year performance</p> <p>6.89%</p> <p>As at 31 May 2026, after fees, before tax</p>	<p>Estimated management fees</p> <p>0.20%</p> <p>Per annum, ex. GST</p>	<p>Unit pricing</p> <p>Daily</p> <p>T + 1</p>	<p>If you invested \$10,000 at inception it would be worth:</p> <p>\$24,517</p> <p>After fees, before tax. Inception 03/12/2014</p>
---	---	---	---

Past performance is not indicative of future results. Please see pg 2 for performance over additional periods and additional Fund information.

About the Fund

This NZ equities fund is designed to provide low cost exposure to the NZ sharemarket.

Fund purpose

The Fund is designed to provide relatively low cost exposure to the NZ sharemarket for investors who prefer a passive investing strategy.

Fund benchmark

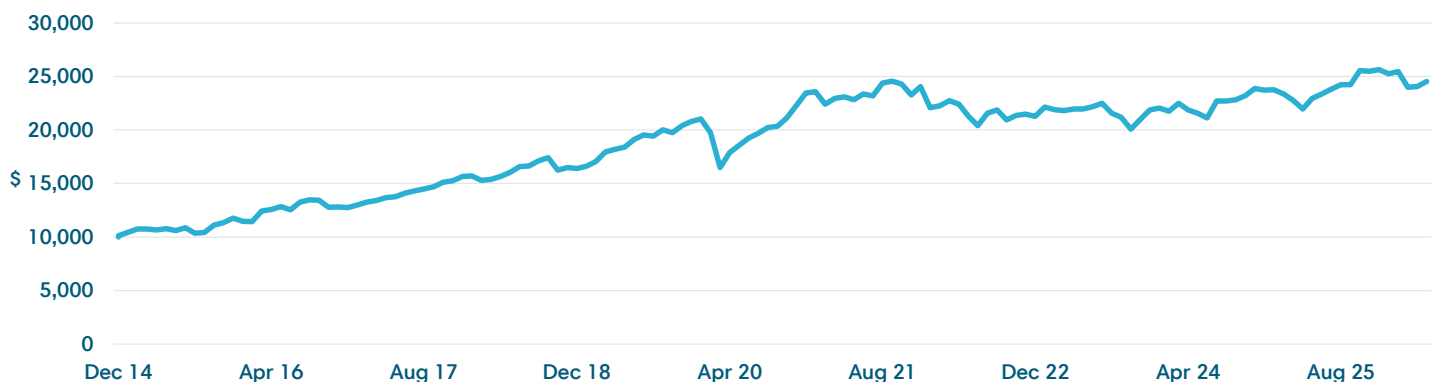
Solactive New Zealand Top 50 Capped Index (including imputation credits).

Investment approach

The Fund is a passive Fund managed against companies in the Solactive New Zealand Top 50 Capped Index.

Growth of \$10,000 invested in Fund since inception

Cumulative returns after fees, before tax. This includes the reinvestment of the Fund's distributions.



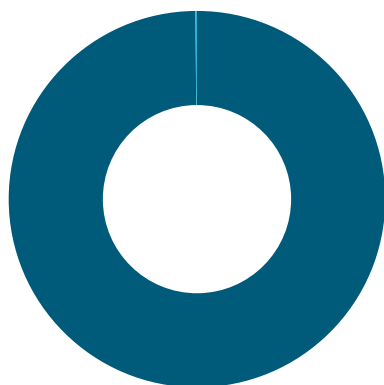
Financial advisers: This Fund is available via platforms including Consilium, FNZ, Apex, OneAnswer
Individual investors: Direct investment minimum is \$100k. Also available via financial advisers and InvestNow
 For more information contact us at: 0800 460 830 contactus@harbourasset.co.nz

Performance	1 MONTH	3 MONTH	1 YEAR P.A.	2 YEAR P.A.	3 YEAR P.A.	5 YEAR P.A.	10 YEAR P.A.	SINCE INCEPTION P.A.
Return before fees & tax, inc. IC	1.97%	-3.61%	7.11%	6.88%	3.98%	1.67%	7.05%	8.54%
Benchmark return, inc. IC	1.97%	-3.63%	7.02%	6.72%	3.81%	1.57%	7.52%	8.92%
Relative performance	0.00%	0.02%	0.09%	0.16%	0.17%	0.10%	-0.47%	-0.38%
Return after fees, before tax, inc. IC	1.96%	-3.66%	6.89%	6.64%	3.75%	1.44%	6.67%	8.11%

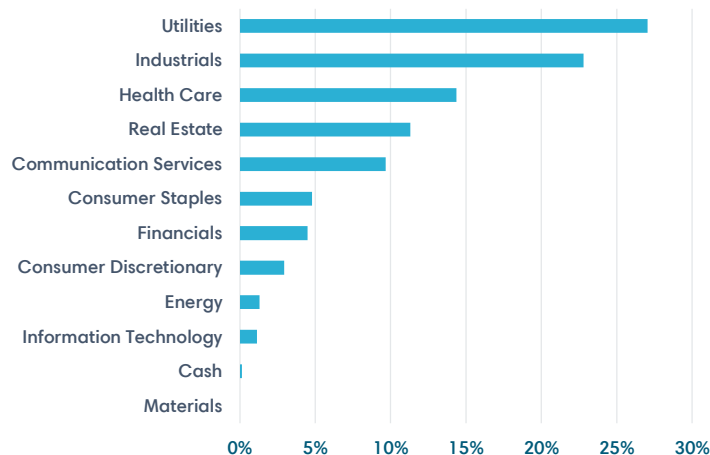
Past performance is not indicative of future results. Inception: 3 December 2014. IC= imputation credits. The Harbour NZ Equity Advanced Beta Fund transitioned to the Harbour NZ Index Shares Fund on 1 April 2021. Returns from 1 April 2021 onward are a combination of both funds. Benchmark: S&P/NZX 50 Portfolio Index (to 31 March 2026); Solactive New Zealand Top 50 Capped Index (including imputation credits) (from 1 April 2026 onwards).

Investment mix

- NZD EQUITIES (99.9%)
- CASH (0.1%)



Sector weights



Source: MSCI.

Responsible/ethical investing

As a passive fund, the ESG strategy most salient is company engagement. We are able to use engagement and shareholder votes to influence and encourage better behaviour from companies. This fund also includes negative screening to remove companies whose business activities may lead to significant harm.

Additional information on screening thresholds and processes are outlined in our [ESG Policy](#) and the fund [Statement of Investment Policy & Objectives \(SIPO\)](#).

	FUND
Carbon footprint	59
Weighted average carbon intensity	54

Carbon Footprint tonnes CO₂e/\$m invested. Weighted Average Carbon Intensity tonnes CO₂e/\$m revenue. Metrics are calculated according to the methodology of the [Task Force on Climate-Related Financial Disclosures \(TCFD\) Implementation Guide](#). Source: Harbour Asset Management, MSCI, Bloomberg, underlying fund managers. Data is the latest available and represents the portion of the fund invested into public equities.

Investment team for this fund



Craig Stent, CFA
Executive Director, Head of Equities



Shane Solly, CFA
Director, Portfolio Manager

Market value	\$722,986,829
Inception date	3 December 2014
Currency	NZD
Estimated management fee (ex. GST)	0.20% p.a.
Distribution frequency	6 Monthly
Last distribution (cents per unit)	3.56
Risk rating*	5 out of 7
Unit price (NZD)	1.9076

* Based on return and index data from 5 years to 31 May 2026. Risk is rated from 1 (low) to 7 (high). The rating reflects how much the value of the fund's assets goes up and down (volatility). A higher risk generally means higher potential returns over time, but more ups and downs along the way. See PDS for more risk information.

This report is provided for general information purposes only. The information provided is not intended to be financial advice. The information provided is given in good faith and has been prepared from sources believed to be accurate and complete as at the date of issue, but such information may be subject to change. Harbour Asset Management Limited is the issuer of Harbour Investment Funds (Funds). A copy of the Product Disclosure Statement (PDS) for the Funds is available at <https://www.harbourasset.co.nz/our-funds/investor-documents/>. Past performance is not indicative of future results and no representation is made regarding future performance of the Funds. No person guarantees the performance of any funds managed by Harbour Asset Management Limited.

Data sources:

Solactive AG

Solactive AG ("Solactive") is the licensor of Solactive New Zealand Top 50 Capped Index (including imputation credits) (the "Index"). The financial instruments that are based on the Index are not sponsored, endorsed, promoted or sold by Solactive in any way and Solactive makes no express or implied representation, guarantee or assurance with regard to: (a) the advisability in investing in the financial instruments; (b) the quality, accuracy and/or completeness of the Index; and/or (c) the results obtained or to be obtained by any person or entity from the use of the Index. Solactive reserves the right to change the methods of calculation or publication with respect to the Index. Solactive shall not be liable for any damages suffered or incurred as a result of the use (or inability to use) of the Index.

S&P Dow Jones LLC

The S&P Indices are products of S&P Dow Jones Indices LLC or its affiliates "SPDJI") and has been licensed for use by Harbour Asset Management Limited ("Harbour"). Standard & Poor's® and S&P® are registered trademarks of Standard & Poor's Financial Services LLC ("S&P"); Dow Jones® is a registered trademark of Dow Jones Trademark Holdings LLC ("Dow Jones"); and these trademarks have been licensed for use by SPDJI and sublicensed for certain purposes by Harbour. This report is not sponsored, endorsed, sold or promoted by SPDJI, Dow Jones, S&P or their respective affiliates and none of such parties make any representation regarding the advisability of investing in such product(s) nor do they have any liability for any errors, omissions, or interruptions of the S&P Indices.

Bloomberg

The BLOOMBERG PROFESSIONAL service, BLOOMBERG Data and BLOOMBERG Reporting (the "Services") are owned and distributed locally by Bloomberg Finance L.P. ("BFLP") and its subsidiaries in all jurisdictions other than Argentina, Bermuda, China, India, Japan and Korea (the "BLP Countries"). BFLP is a wholly-owned subsidiary of Bloomberg L.P. ("BLP"). BLP Provides BFLP with global marketing and operational support and service for the Services and distributes the Services either directly or through a non-BFLP subsidiary in the BLP Countries. BFLP, BLP and their affiliates do not provide investment advice or guarantee the accuracy of prices or information in the Services. Nothing on the Services shall constitute an offering of financial instruments by BFLP, BLP or their affiliates.

GICS

The Global Industry Classification Standard ("GICS") was developed by and is the exclusive property and a service mark of MSCI Inc. ("MSCI") and Standard & Poor's, a division of The McGraw-Hill Companies, Inc. ("S&P") and is licensed for use by Harbour Asset Management Limited. Neither MSCI, S&P nor any third party involved in making or compiling the GICS or any GICS classifications makes any express or implied warranties or representations with respect to such standard or classification (or the results to be obtained by the use thereof), and all such parties hereby expressly disclaimer all warranties of originality, accuracy, completeness, merchantability and fitness for a particular purpose with respect to any of such standard or classification. Without limiting any of the foregoing, in no event shall MSCI, S&P, any of their affiliates or any third party involved in making or compiling the GICS or any GICS classifications have any liability for any direct, indirect, special, punitive, consequential or any other damages (including lost profits) even if notified of the possibility of such damages.